

5 1/4" - PAPER CONE DRIVER - 130 mm**CLASSIC SERIES**

Extended bass response (Fs : 59 Hz)
 Paper cone
 Foam suspension
 Long excursion
 High temperature voice coil
 Stamped steel chassis

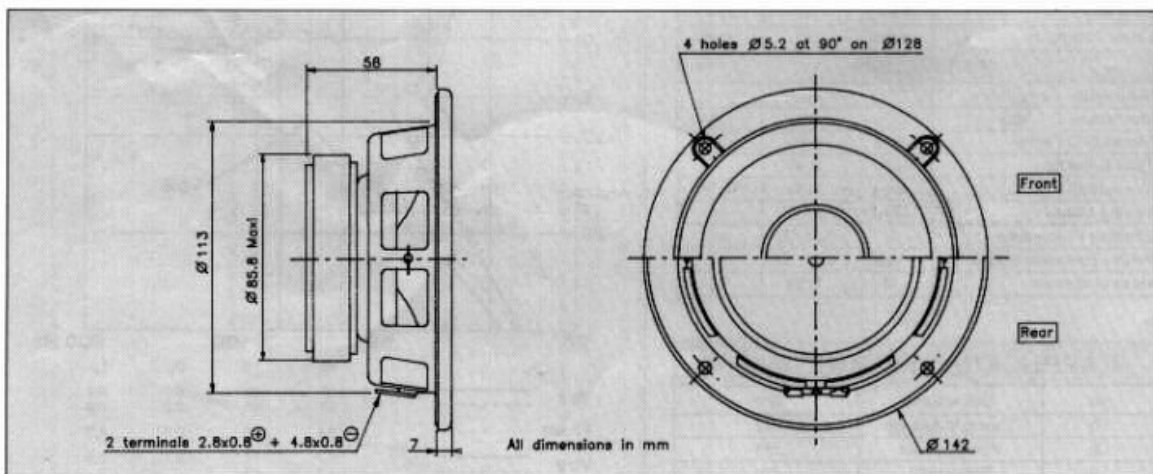
Réponse étendue dans le grave (Fs : 59 Hz)
 Cône papier
 Suspension mousse
 Grande excursion
 Bobine haute température
 Châssis acier embouti



The low free air resonance and compact paper cone of this 5 1/4" bass midrange driver make it ideally suited for mini-enclosures and 2-way bookshelf systems. The high temperature 1" voice coil ensures good power handling. The "Suggested applications" charts indicate various driver loads. The response curves shown on the diagram indicate the predicted low end response of the driver in the suggested box volume (Vb) with suggested port (Dp-Lp).

Ce haut-parleur compact, 130 mm, combine une bande passante étendue à de réelles possibilités de longues excursions. La résonance basse pour sa taille le destine plus particulièrement à de petites enceintes 2 voies.

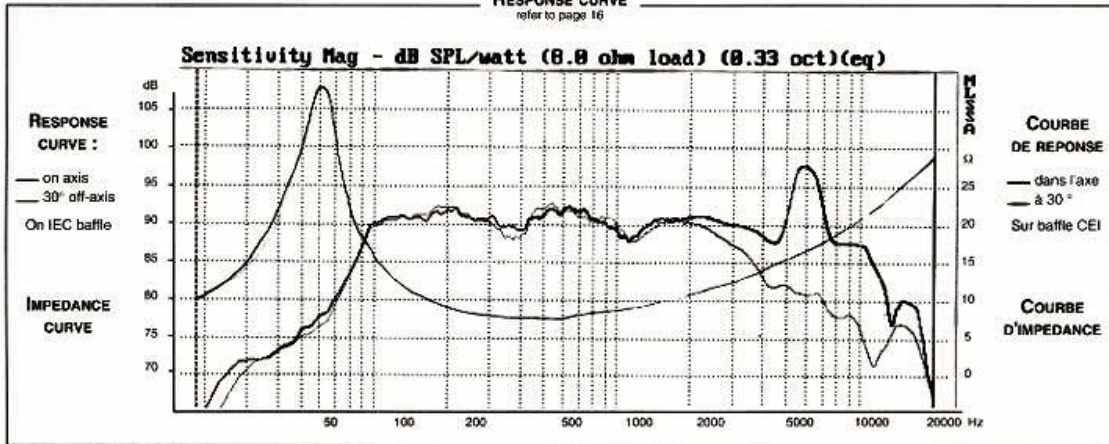
La bobine haute température sur support aluminium autorise une puissance admissible importante. Le tableau "Suggested applications" indique différents types de charge. Les courbes publiées correspondent à la réponse dans le grave pour un volume (Vb) et une dimension d'évent donnée (Vp-Lp).



HT130M0 W08PMS2513

100869X

RESPONSE CURVE
refer to page 16



SPECIFICATIONS


Technical Characteristics	Symbol	Value	Units
PRIMARY APPLICATION			
Nominal Impedance	Z	8	Ω
Resonance Frequency	Fs	59	Hz
Nominal Power Handling	P	40	W
Sensitivity	E	91	dB
VOICE COIL			
Voice coil diameter	∅	25	mm
Minimum Impedance	Zmin	7,7	Ω
DC Resistance	Re	6,4	Ω
Voice Coil Inductance	Lbm	0,32	mH
Voice coil Length	h	11	mm
Former	-	Aluminium	-
Number of layers	n	2	-
MAGNET			
Magnet dimensions	∅ x h	84 x 15	mm
Magnet weight	m	0,35	kg
Flux density	B	1,1	T
Force factor	BL	6,65	NA'
Height of magnetic gap	He	5	mm
Stray flux	Fmag	-	Am'
Linear excursion	Xmax	1,3	mm
PARAMETERS			
Suspension Compliance	Cms	0,98.10 ⁻³	mN'
Mechanical Q Factor	Qms	1,95	-
Electrical Q Factor	Qes	0,40	-
Total Q Factor	Qts	0,33	-
Mechanical Resistance	Rms	1,41	kg s ⁻¹
Moving Mass	Mms	7,41.10 ⁻³	kg
Effective Piston Area	S	0,81.10 ⁻³	m ²
Volume Equivalent of Air at Cas	Vas	9,05.10 ⁻³	m ³
Mass of speaker	M	0,91	kg

APPLICATION PARAMETERS

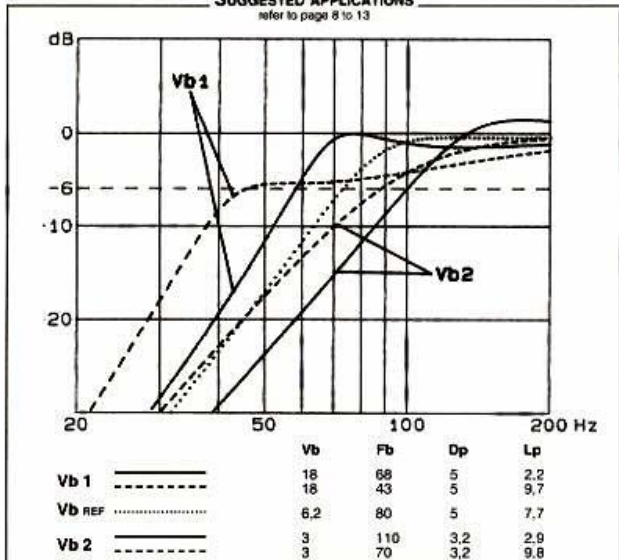
Symbol	Description	Unit
Vb	Box volume	dm ³
Fb	Tuning frequency	Hz
Dp	Port diameter	cm
Lp	Port length	cm

IMPULSE RESPONSE

WATERFALL



SUGGESTED APPLICATIONS
refer to page 8 to 13



Please refer to method of measurement and measurement conditions pages 15 to 19.
 Audax may, without prior notification modify the specifications on its products further to research and development requirements.