

6 1/2" - KEVLAR CONE DRIVER - 170 mm

CLASSIC SERIES

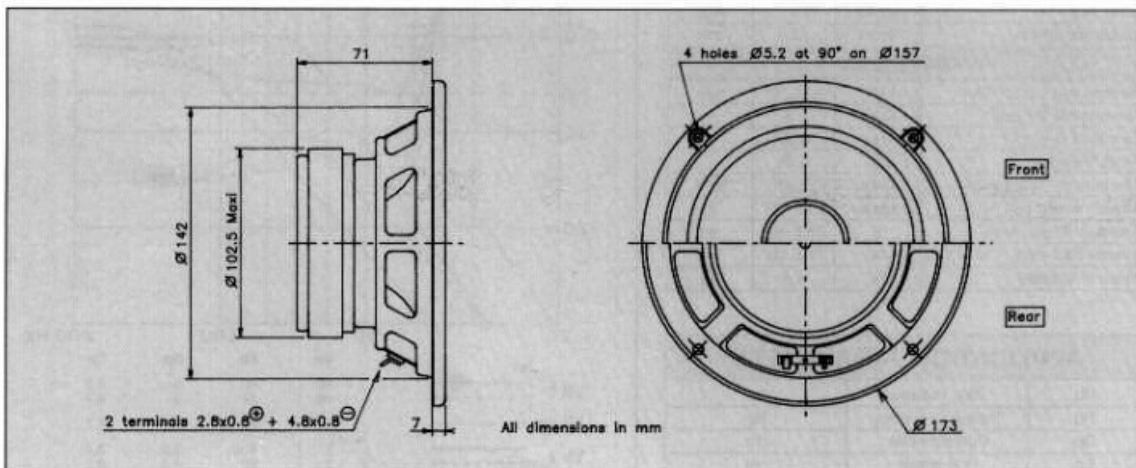
Black woven kevlar cone
 High loss rubber suspension
 Large magnet (550 g)
 Low resonance (48 Hz)
 High temperature voice coil
 Stamped steel chassis

Cône kevlar noir
 Suspension caoutchouc
 Ferrite largement dimensionnée (100 mm)
 Fréquence de résonance basse (48Hz)
 Bobine haute température
 Châssis acier embouti



Ideally suited for high end systems, this 6 1/2" bass midrange features a black woven kevlar cone coupled to a high loss rubber suspension. A large magnet, high temperature voice coil and low free air resonance contribute to the clarity, transient response and excellent musical tonality produced by this driver. The "Suggested applications" charts indicate various driver loads, included the box alignment used to measure the response curve (Vb REF). The response curves shown on the diagram indicate the predicted low end response of the driver in the suggested box volume (Vb) with suggested port (Dp-Lp).

Ce haut-parleur de 170 mm, utilisable en boomer-médium est équipé d'un cône en kevlar noir et d'une suspension caoutchouc. Son système magnétique largement dimensionné, sa fréquence de résonance basse et l'extrême résistance de son cône lui confèrent les qualités musicales - dynamique, haute définition, clarté - pour l'utilisation en enceintes haut de gamme. Le tableau "Suggested applications" indique différents types de charge dont celui utilisé pour la mesure de la courbe de réponse (Vb REF). Les courbes publiées correspondent à la réponse dans le grave pour un volume (Vb) et une dimension d'évent donnée (Vp-Lp).

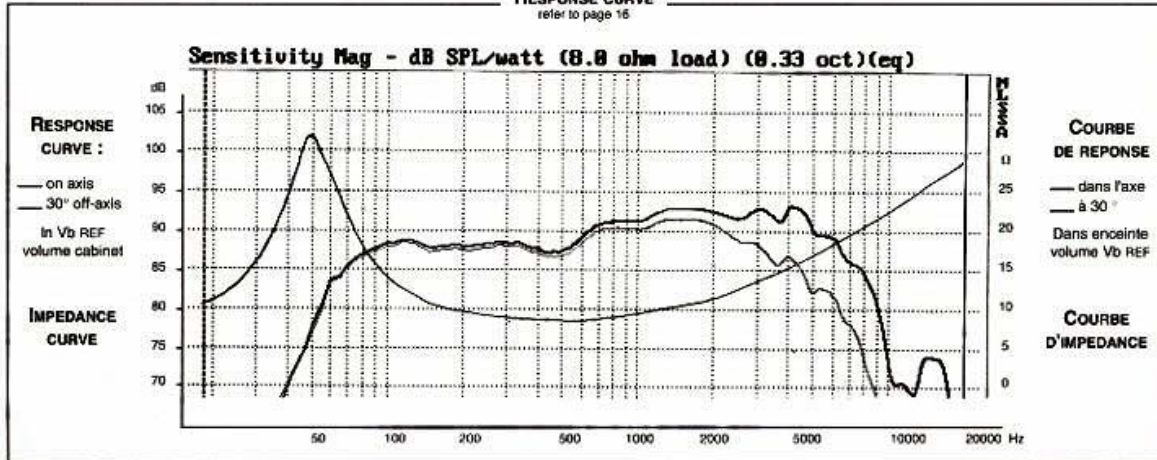


HT170K0 W08KGU2513

100873S

RESPONSE CURVE

refer to page 16




SPECIFICATIONS

Technical Characteristics	Symbol	Value	Units
PRIMARY APPLICATION			
Nominal Impedance	Z	8	Ω
Resonance Frequency	Fs	48	Hz
Nominal Power Handling	P	50	W
Sensitivity	E	89	dB
VOICE COIL			
Voice coil diameter	Ø	25	mm
Minimum Impedance	Zmin	7,6	Ω
DC Resistance	Re	6,7	Ω
Voice Coil Inductance	Lbm	0,25	mH
Voice coil Length	h	11	mm
Former	-	Aluminium	-
Number of layers	n	2	-
MAGNET			
Magnet dimensions	Ø x h	100 x 18	mm
Magnet weight	m	0,55	kg
Flux density	B	1,3	T
Force factor	BL	7,13	NA'
Height of magnetic gap	He	6	mm
Stray flux	Fmag	-	Am'
Linear excursion	Xmax	±2,5	mm
PARAMETERS			
Suspension Compliance	Cms	0,84.10 ⁻¹	mN'
Mechanical Q Factor	Qms	2,16	-
Electrical Q Factor	Qes	0,52	-
Total Q Factor	Qts	0,42	-
Mechanical Resistance	Rms	1,86	kg s ⁻¹
Moving Mass	Mms	13,3.10 ⁻³	kg
Effective Piston Area	S	1,4.10 ⁻²	m ²
Volume Equivalent of Air at Cas	Vas	23,1.10 ⁻³	m ³
Mass of speaker	M	1,5	kg

APPLICATION PARAMETERS

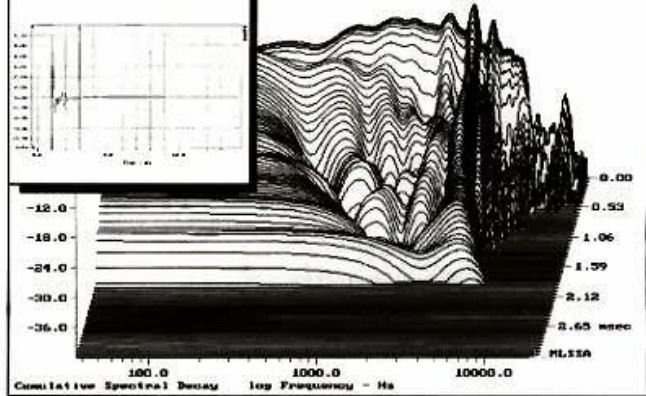
Symbol	Description	Unit
Vb	Box volume	dm ³
Fb	Tuning frequency	Hz
Dp	Port diameter	cm
Lp	Port length	cm

IMPULSE RESPONSE



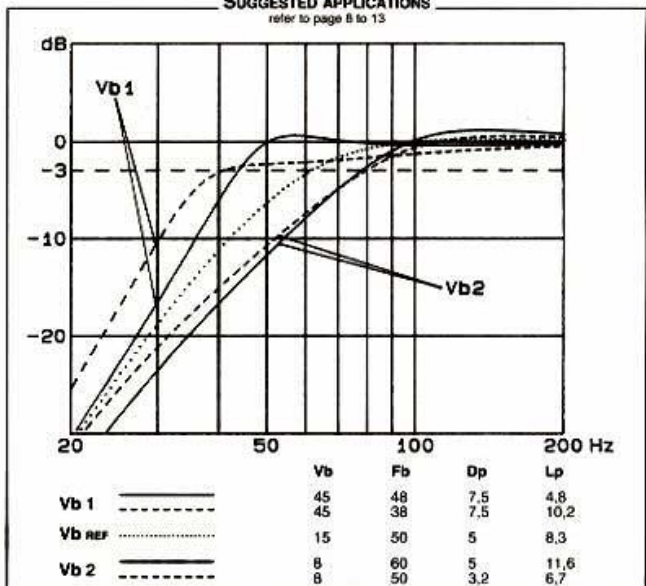
WATERFALL

refer to page 18



SUGGESTED APPLICATIONS

refer to page 8 to 13



Please refer to method of measurement and measurement conditions pages 15 to 19.
 Audax may, without prior notification modify the specifications on its products further to research and development requirements.