

Box Properties

--Description--

Name: 1x18 sub comparison

Type: Vented Box

Shape: Prism, square

--Box Parameters--

Vb = 139,7 liters

V(total) = 174,3 liters

Fb = 42, Hz

F3 = 45,55 Hz

Fill = minimal

--Vents--

No. of Vents = 1

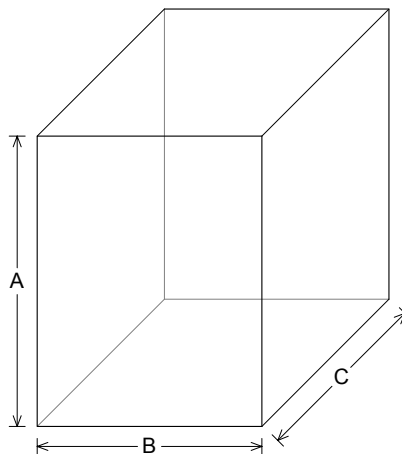
Vent shape = rectangle

Vent ends = one flush

Hv = 140, mm

Wv = 430, mm

Lv = 553,9 mm



--External Dimensions--

A = 706, mm

B = 546, mm

C = 583, mm

--Internal Dimensions--

A = 670, mm

B = 510, mm

C = 510, mm

--Wall Thickness--

Front = 55, mm

Side = 18, mm

Driver Properties

--Description--

Name: B1860

Type: Standard one-way driver

Company: McCauley Sound Inc.

Comment: 1000 Series

Piston: Ridged cone

Frame: Injection molded aluminum

Voice Coil: 100 mm, edgewound copper-clad aluminum

Magnet: 8.6 kg

--Configuration--

No. of Drivers = 1

--Driver Parameters--

Fs = 25, Hz

Qms = 9,89

Vas = 620, liters

Xmax = 6,5 mm

Sd = 1290 sq.cm

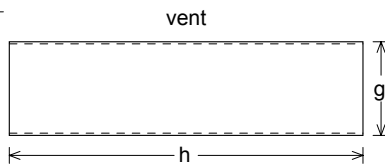


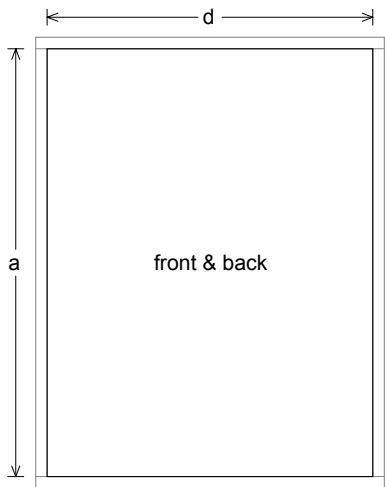
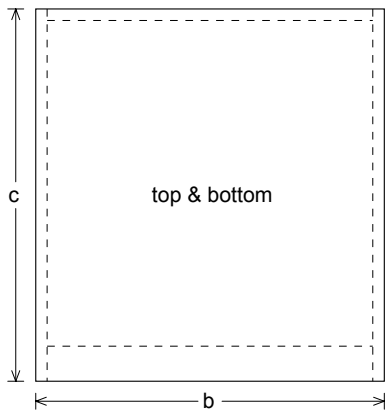
Qes = 0,46

Re = 6, ohms

Le = 1,6 mH

Z = 8, ohms

Pe = 400, watts



Box Parts

Box Shape: Square Prism

1 Top, 1 Bottom: depth (c) = 583, mm
width (b) = 546,, thickness = 18, mm

1 Front: height (a) = 670, mm
width (d) = 510,, thickness = 55, mm

1 Back: height (a) = 670, mm
width (d) = 510,, thickness = 18, mm

2 Sides: height (a) = 670, mm
depth (c) = 583,, thickness = 18, mm

--Driver Mounting--
Mounting: Flush

--Vent Parts--

1 Top, 1 Bottom:
width (e) = 430,, length (h) = 553,9 mm
thickness = 3,175 mm

2 Sides:
height (g) = 146,4, length (h) = 553,9 mm
thickness = 3,175 mm

