


**3/4" - TITANIUM BULLET TWEETER - 20 mm**

**PROFESSIONAL LINE**

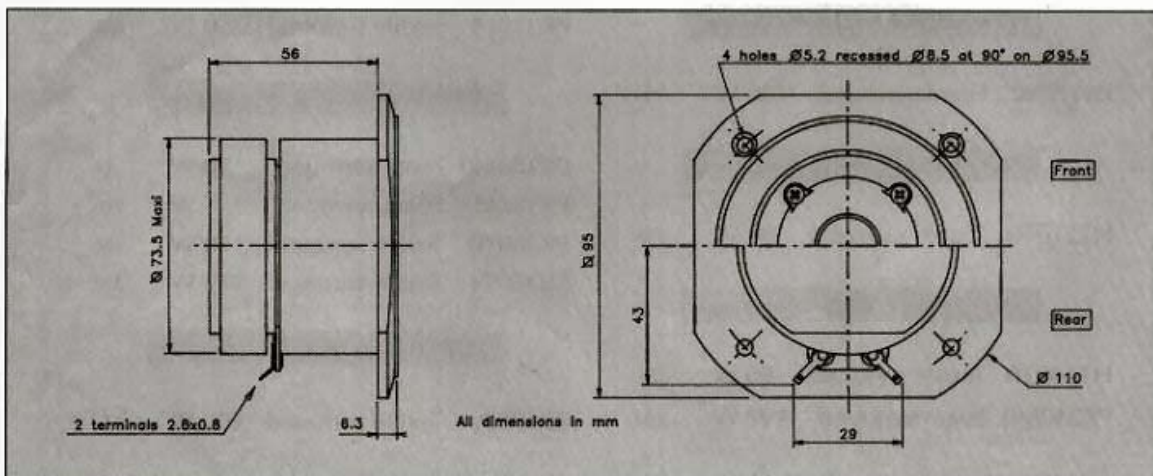
Very high efficiency - 105 dB  
Pure Titanium diaphragm  
Field replaceable diaphragm assembly  
Zamak die cast horn  
Ferrofluid cooled voice coil  
Smooth frequency response

Très haut rendement - 105 dB  
Membrane Titane pur  
Equipage mobile interchangeable  
Pavillon Zamak moulé  
Bobine refroidie par ferrofluide  
Réponse en fréquence linéaire



This ring radiator professional horn tweeter features a pure Titanium diaphragm coupled with a solid aluminium phasing bullet for outstanding frequency response, absence of coloration and resistance to metal fatigue effects. The extra lightweight high temperature voice coil wound onto aluminium former is directly glued to the diaphragm and ferrofluid cooled for high power dissipation. Optimized magnet system (1.57 T) for high efficiency (105 dB). Recommended crossover point : 8 kHz at 18 dB/octave. A crossover design is suggested in Fig. 1 and corresponding chart for matching this driver with midranges in our line is provided.

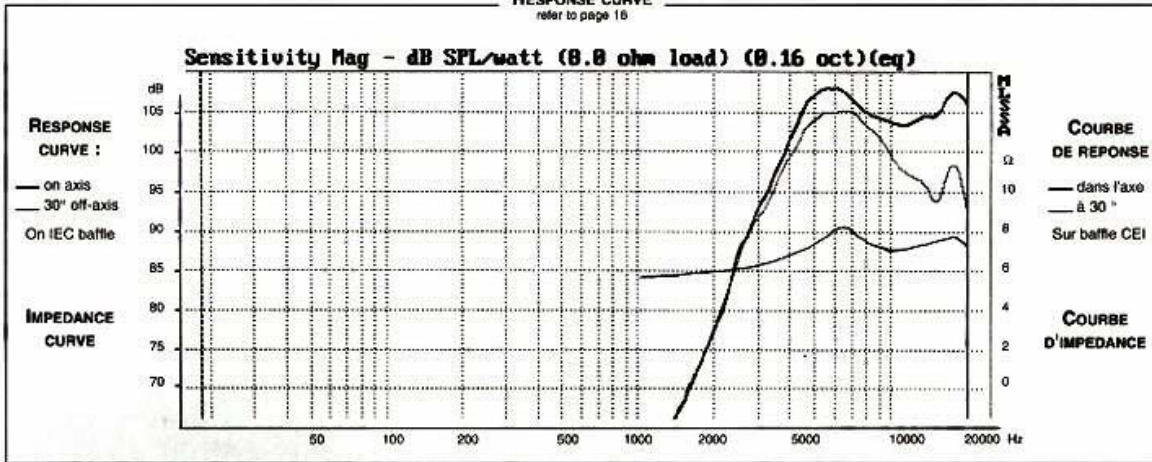
Ce tweeter professionnel à diaphragme annulaire en Titane pur associé à une ogive en aluminium massif procure une réponse en fréquence parfaitement linéaire. Cette structure garantit une excellente tenue à la fatigue et ne génère aucune coloration. L'extrême légèreté de la bobine mobile sur support aluminium, directement collée sur le diaphragme et refroidie par ferrofluide assure une bonne dissipation thermique, garantie d'une excellente tenue en puissance. La structure magnétique optimisée (1,57 T) procure un très haut rendement (105 dB). Fréquence de coupure recommandée : 8 kHz à 18 dB/octave. Un schéma de filtre passe-bas est proposé (Fig 1) pour un raccordement optimisé aux médiums de notre série.



PR12011 S0811P2031

100907Q

RESPONSE CURVE  
refer to page 18



### SPECIFICATIONS

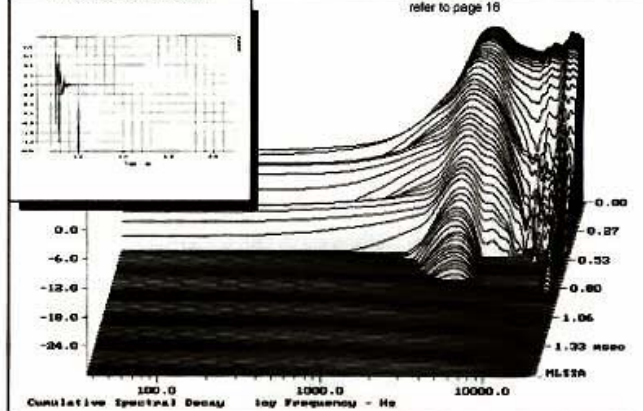
Technical Characteristics	Symbol	Value	Units
<b>PRIMARY APPLICATION</b>			
Nominal Impedance	Z	8	Ω
Resonance Frequency	Fs	8000	Hz
Nominal Power Handling	P	120	W
Sensitivity	E	105	dB
<b>VOICE COIL</b>			
Voice coil diameter	∅	20	mm
Minimum Impedance	Zmin	7.5	Ω
DC Resistance	Re	6.3	Ω
Voice Coil Inductance	Lbm	0.06	mH
Voice coil Length	h	2	mm
Former	-	Aluminium	-
Number of layers	n	2	-
<b>MAGNET</b>			
Magnet dimensions	∅ x h	72 x 15	mm
Magnet weight	m	0.24	kg
Flux density	B	1.57	T
Force factor	BL	-	NA <sup>-1</sup>
Height of magnetic gap	He	3	mm
Stray flux	Fmag	-	Am <sup>-1</sup>
Linear excursion	Xmax	-	mm
<b>PARAMETERS</b>			
Suspension Compliance	Cms	-	mN <sup>-1</sup>
Mechanical Q Factor	Qms	-	-
Electrical Q Factor	Qes	-	-
Total Q Factor	Qts	-	-
Mechanical Resistance	Rms	-	kg s <sup>-1</sup>
Moving Mass	Mms	-	kg
Effective Piston Area	S	-	m <sup>2</sup>
Volume Equivalent of Air at Cas	Vas	-	m <sup>3</sup>
Mass of speaker	M	1.16	kg

### APPLICATION PARAMETERS

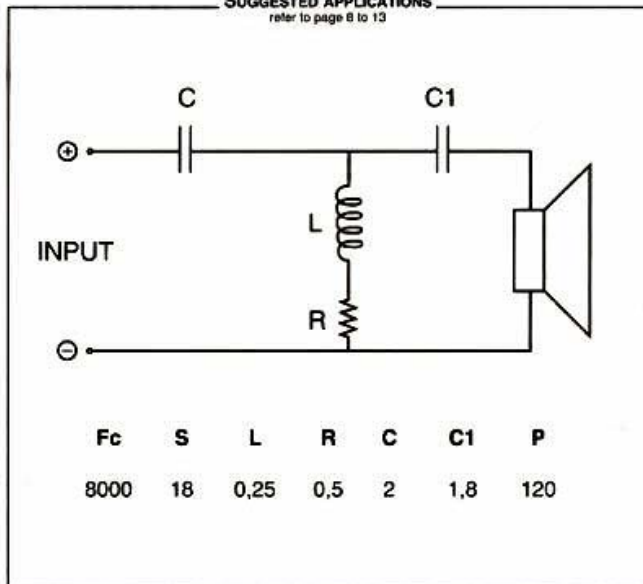
Fc	Crossover Frequency	Hz
S	Slope	dB / Oct.
L	Self-inductance	mH
C	Capacitor	μF
P	Nominal Power Handling	W

IMPULSE RESPONSE

WATERFALL  
refer to page 18



SUGGESTED APPLICATIONS  
refer to page 8 to 13



Please refer to method of measurement and measurement conditions pages 15 to 19.

Audax may, without prior notification modify the specifications on its products further to research and development requirements.