


12" - PAPER CONE DRIVER - 300 mm**PROFESSIONAL LINE**

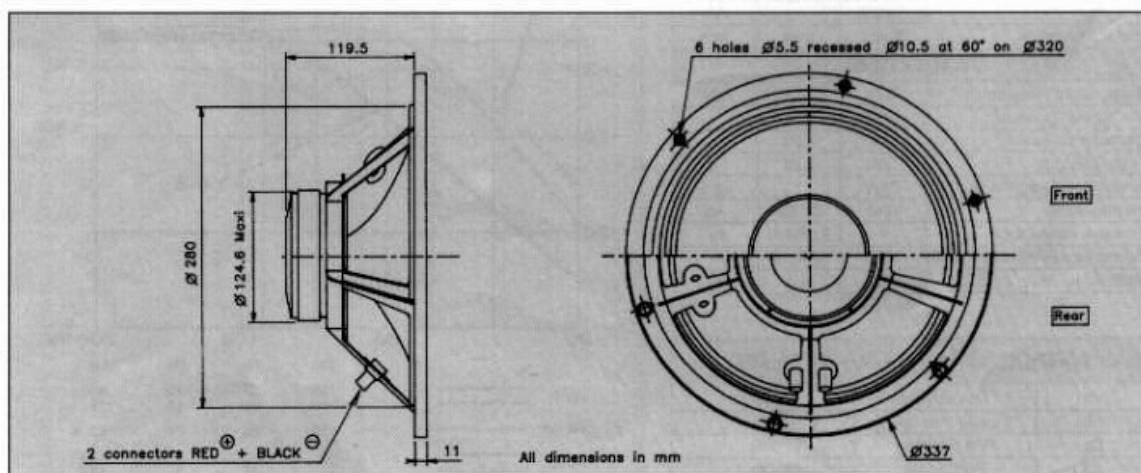
Zamak die cast chassis
 Exponential paper cone
 Coated textile suspension
 Kapton voice coil former (48 mm Ø)
 Flat copper wire
 Gold plated binding post

Châssis Zamak moulé
 Cône papier profil exponentiel
 Suspension toile traitée
 Bobine sur support Kapton (Ø 48 mm)
 Fil cuivre plat sur chant
 Bornes plaquées or



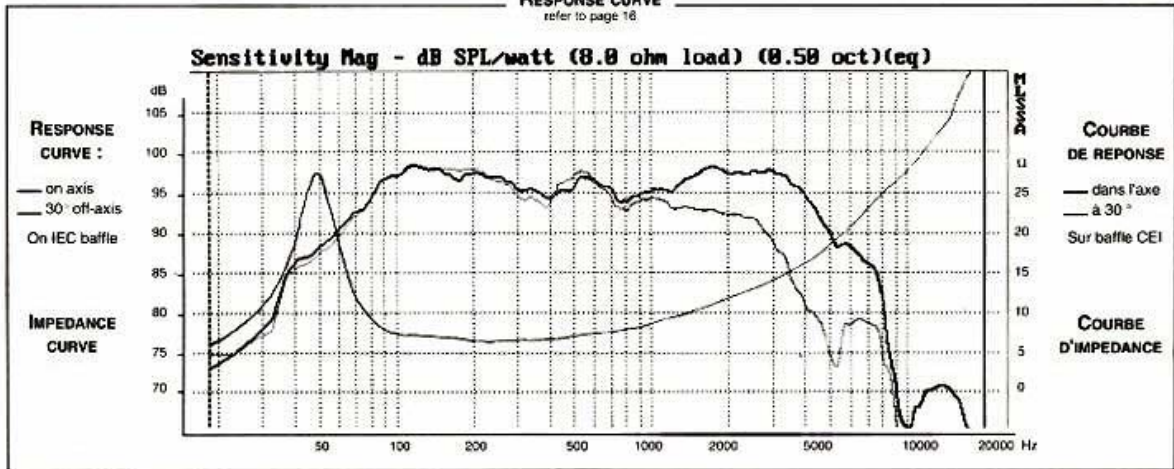
This 12" woofer has been designed to offer a good combination of efficiency, high power handling and tight bass reproduction for competitive sound reinforcement systems. The extended upper frequency range and good transient response results from the edgewound flat copper wire mounted onto a Kapton former voice coil, coupled with the exponential paper cone. The gold plated binding posts fitted onto the die cast chassis offer the possibility of using large diameter cables. The "suggested applications" charts indicate various driver loads. The response curves shown on the diagram indicate the predicted low end response of the driver in the suggested box volume (Vb) with suggested port (Dp-Lp).

Ce haut-parleur de 300 mm, destiné à une utilisation professionnelle compétitive bénéficie d'un rendement élevé (97 dB), d'une bonne tenue en puissance que lui confère une bobine sur support Kapton renforcé fibre de verre à fil de cuivre plat sur chant et d'une membrane à profil exponentiel permettant d'étendre le haut du spectre. Son châssis Zamak moulé est équipé de borniers plaqués or permettant l'utilisation de câbles de forte section. Le tableau "Suggested applications" indique différents types de charge. Les courbes publiées correspondent à la réponse dans le grave pour un volume (Vb) et une dimension d'évent donnée (Dp-Lp).



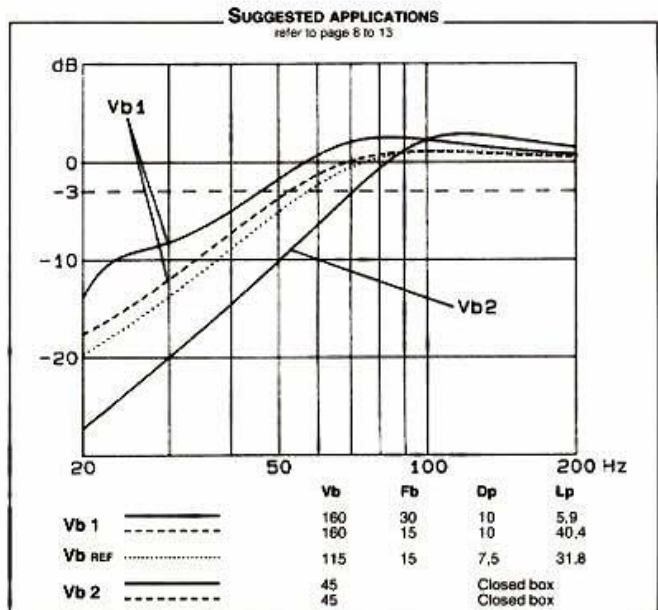
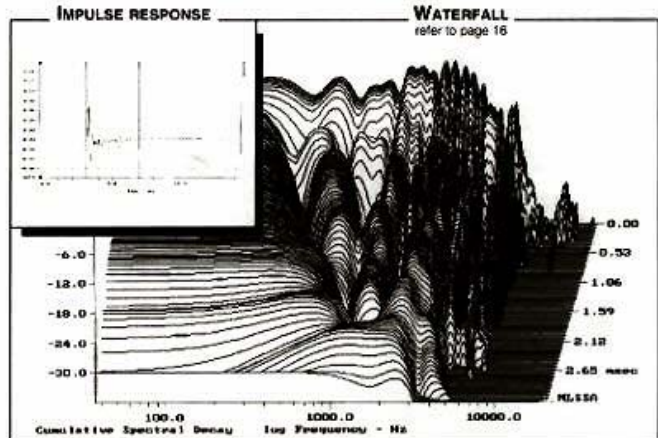
RESPONSE CURVE

refer to page 16



SPECIFICATIONS			
Technical Characteristics	Symbol	Value	Units
PRIMARY APPLICATION			
Nominal Impedance	Z	8	Ω
Resonance Frequency	Fs	48	Hz
Nominal Power Handling	P	100	W
Sensitivity	E	97	dB
VOICE COIL			
Voice coil diameter	∅	48	mm
Minimum Impedance	Zmin	6	Ω
DC Resistance	Re	5,9	Ω
Voice Coil Inductance	Lbm	0,44	mH
Voice coil Length	h	14,8	mm
Former	-	Kapton	-
Number of layers	n	1	-
MAGNET			
Magnet dimensions	∅ x h	120 x 20	mm
Magnet weight	m	0,88	kg
Flux density	B	1	T
Force factor	BL	7,6	NA'
Height of magnetic gap	He	6	mm
Stray flux	Fmag	-	Am'
Linear excursion	Xmax	±4,4	mm
PARAMETERS			
Suspension Compliance	Cms	0,34.10 ⁻¹	mN ⁻¹
Mechanical Q Factor	Qms	5,17	-
Electrical Q Factor	Qes	0,98	-
Total Q Factor	Qts	0,82	-
Mechanical Resistance	Rms	1,88	kg s ⁻¹
Moving Mass	Mms	32,2.10 ⁻¹	kg
Effective Piston Area	S	5,44.10 ⁻¹	m ²
Volume Equivalent of Air at Cas	Vas	142.10 ⁻³	m ³
Mass of speaker	M	3,2	kg

APPLICATION PARAMETERS		
Vb	Box volume	dm ³
Fb	Tuning frequency	Hz
Dp	Port diameter	cm
Lp	Port length	cm



Please refer to method of measurement and measurement conditions pages 15 to 19.
Audax may, without prior notification modify the specifications on its products further to research and development requirements.