

Box Properties

--Description--

Name: 1x18 sub comparison

Type: Vented Box

Shape: Prism, square

--Box Parameters--

Vb = 160,8 liters

V(total) = 174,3 liters

Fb = 45, Hz

F3 = 43,12 Hz

Fill = minimal

--Vents--

No. of Vents = 1

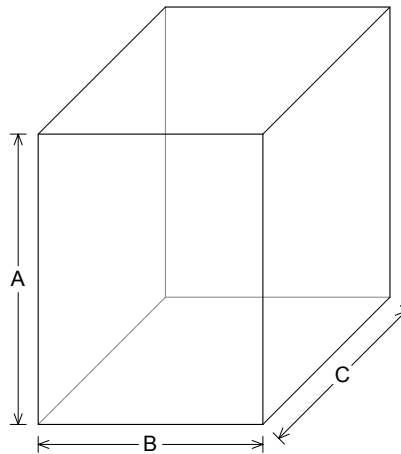
Vent shape = rectangle

Vent ends = one flush

Hv = 90, mm

Wv = 430, mm

Lv = 220,9 mm



--External Dimensions--

A = 706, mm

B = 546, mm

C = 583, mm

--Internal Dimensions--

A = 670, mm

B = 510, mm

C = 510, mm

--Wall Thickness--

Front = 55, mm

Side = 18, mm

Driver Properties

--Description--

Name: z008390

Type: Standard one-way driver

Company: SICA

--Configuration--

No. of Drivers = 1

--Driver Parameters--

Fs = 31,3 Hz

Qms = 21,72

Vas = 295,1 liters

Xmax = 6, mm

Sd = 1099 sq.cm

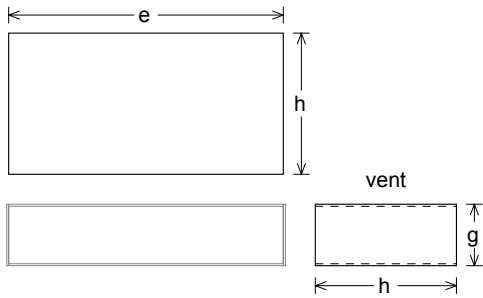

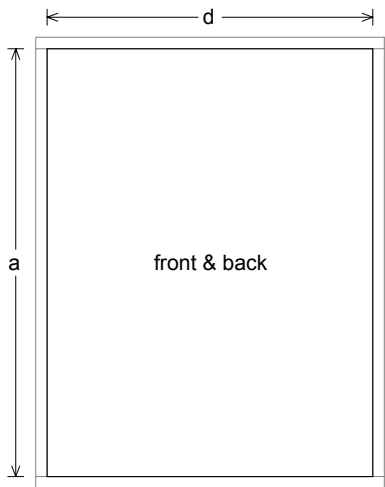
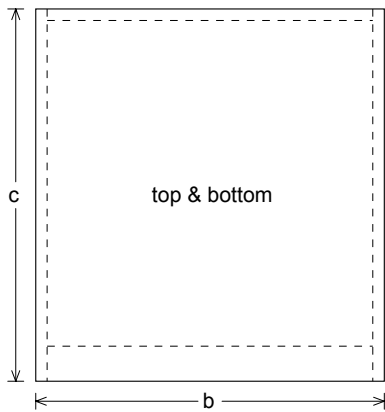
Qes = 0,3

Re = 5,94 ohms

Le = 2, mH

Z = 8, ohms

Pe = 700, watts



Box Parts

Box Shape: Square Prism

1 Top, 1 Bottom: depth (c) = 583, mm
width (b) = 546,, thickness = 18, mm

1 Front: height (a) = 670, mm
width (d) = 510,, thickness = 55, mm

1 Back: height (a) = 670, mm
width (d) = 510,, thickness = 18, mm

2 Sides: height (a) = 670, mm
depth (c) = 583,, thickness = 18, mm

--Driver Mounting--
Mounting: Flush

--Vent Parts--

1 Top, 1 Bottom:
width (e) = 430,, length (h) = 220,9 mm
thickness = 3,175 mm

2 Sides:
height (g) = 96,35, length (h) = 220,9 mm
thickness = 3,175 mm

